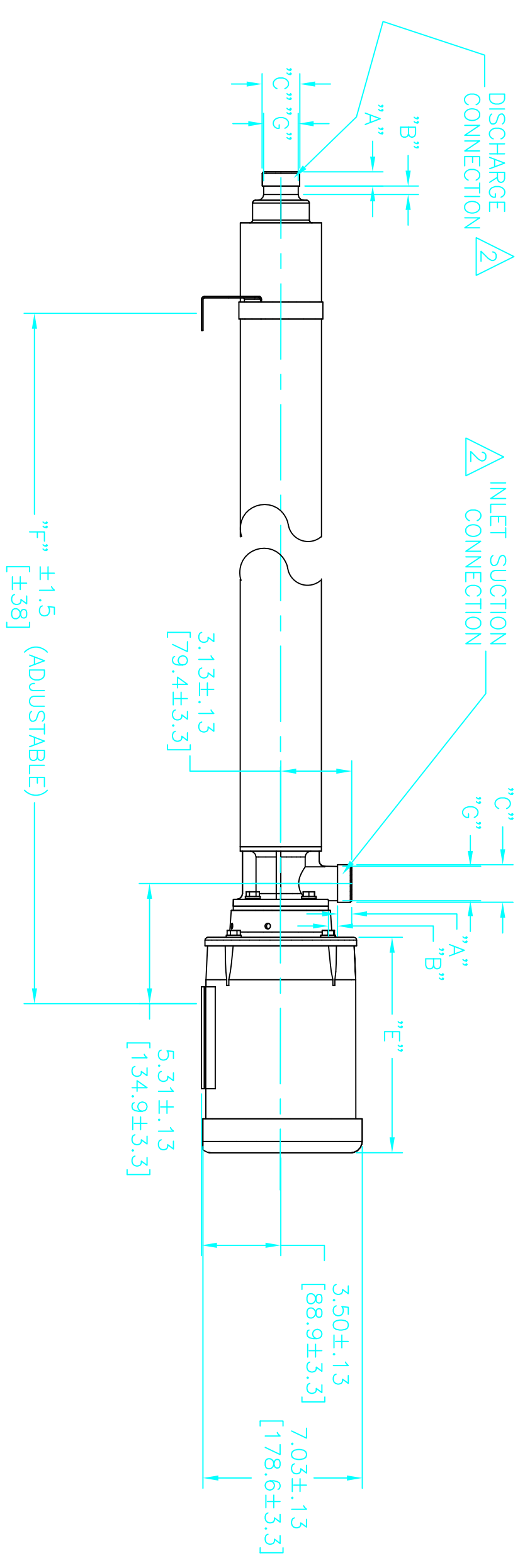
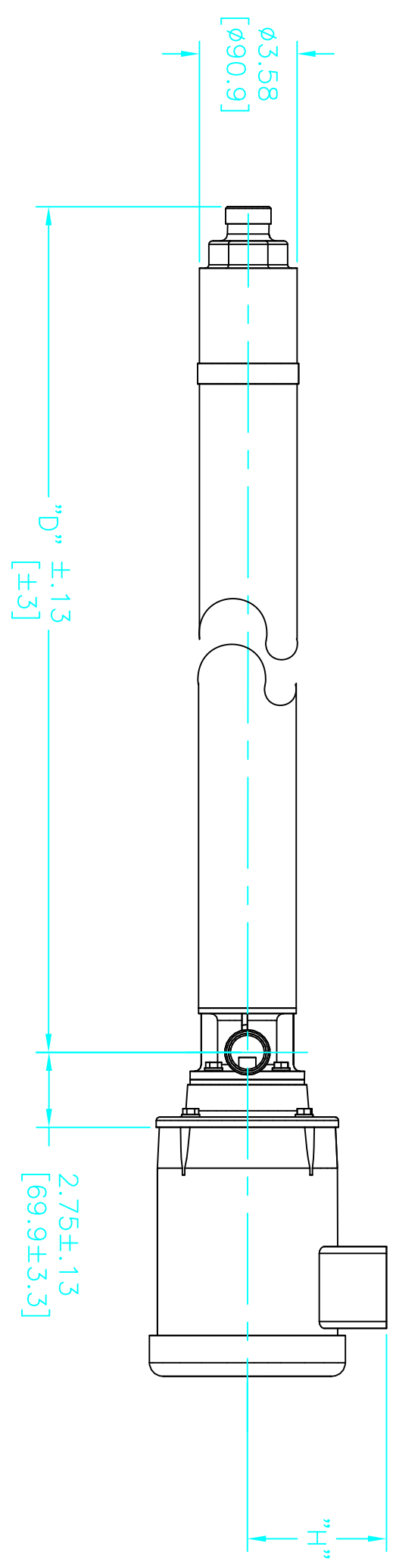



REVISION HISTORY						
REV	ZONE	DESCRIPTION	ECO	DWN	DATE	APVD
A	-	RELEASED PER ECO	2577	RLH	13OCT97	W/E
B	-	REDRAWN ON ACAD	3334	RLH	23JUN98	



VICTAULIC® DIMENSIONS STANDARD 1.25" INLET & DISCHARGE CONNECTIONS			
ITEM	INCHES	MILLIMETERS	
"A"	.625±.031	15.88±.78	
"B"	.375±.031	9.53±.78	
"C"	1.660+.045 -.031	48.16+.114 -.78	
"G"	1.535+.000 -.020	39.00+.00 -.51	



MODELS		"D"	"F"	"E"	"H"				
60HZ	50HZ	INCHES	[MM]	INCHES	[MM]	MOTOR REF	MOTOR REF		
SS1018X		22.71	576	5.3	134	23.02	584	5.3	134
SS1028X		32.50	825	5.3	134	32.81	833	5.3	134
SS1804X		9.24	234	5.3	134	9.55	242	5.3	134
SS1806X		11.05	280	4.5-5.3	115-134	11.36	288	4.5-5.3	115-134
SS1808X		11.95	304	5.3	134	14.78	375	5.3	134
SS1809X		13.76	349	5.3	134	14.78	375	5.3	134
SS1812X		17.26	438	5.3	134	17.57	446	5.3	134
SS1814X		19.08	483	5.3	134	19.39	492	5.3	134
SS1816X		20.88	530	5.3	134	21.19	538	5.3	134
SS1817X		21.78	553	5.3	134	22.09	561	5.3	134
SS2606X		12.27	311	4.5-5.3	115-134	12.58	319	4.5-5.3	115-134
SS2608X		14.47	367	5.3	134	14.78	375	5.3	134
SS2611X		18.51	470	5.3	134	18.82	478	5.3	134
SS2615X		22.90	581	5.3	134	23.21	589	5.3	134

- NOTES:
- DIMENSIONS ARE IN INCHES [MILLIMETERS].
  - PUMP INLET AND DISCHARGE CONNECTIONS MATE WITH 1.25-INCH VICTAULIC TYPE CLAMPED UNIONS.
  - PUMP INLET MAY BE ROTATED IN 90° INCREMENTS.
  - SEE PUMP INSTRUCTIONS P/N 1125857 FOR ADDITIONAL INFORMATION ON INSTALLATION, STARTUP, AND MAINTENANCE.

**GE Power & Water**  
Water & Process Technologies

DWG, TF, OUTLINE  
SS1000/1800/2600X

THIS DRAWING AND THE REPRODUCTIONS THEREOF ARE THE PROPERTY OF GE POWER & WATER. THEY ARE LOANED MERELY AND ON THE BORROWER'S EXPRESS AGREEMENT THAT THEY WILL NOT BE REPRODUCED, COPIED, LOANED, REPRODUCED, OR TRANSMITTED IN ANY MANNER WITHOUT THE WRITTEN CONSENT OF GE POWER & WATER.

NOTICE ON REPRODUCTIONS: THE PROPERTY OF GE POWER & WATER. THEY ARE LOANED MERELY AND ON THE BORROWER'S EXPRESS AGREEMENT THAT THEY WILL NOT BE REPRODUCED, COPIED, LOANED, REPRODUCED, OR TRANSMITTED IN ANY MANNER WITHOUT THE WRITTEN CONSENT OF GE POWER & WATER.

ORDER NO.	DWN	RLH	DATE	30APR96
CUSTOMER	CHKD	WRM	DATE	05JUN96
CUSTOMER LOC.	APVD		DATE	
DO NOT SCALE	APVD		DATE	

FINISH: .X ± .1  
TOLERANCES UNLESS NOTED: ± 2'  
FRACTIONAL DECIMALS: .XX ± .03  
XXX ± .010

SIZE: C  
THIRD ANGLE  
SCALE: 3/16" = 1"

DWG NO/FN: 1125797  
FILE TYPE: ACAD  
SHEET: 1 OF 1